

# NEROLAC EXCEL EVERLAST 14



**SELF  
CLEANING  
PROPERTY**

Nerolac Excel Everlast 14 is highly durable UV resistant water based premium exterior emulsion with unique poly urethane - silicon hybrid emulsion/latex. It offers best in class sheen & excellent dust pick up resistance. Being fortified with ENCAP additives, it resists diverse harsh weather conditions with excellent anti algae performance and durability.

## PERFORMANCE FEATURES & BENEFITS



14 Years  
performance  
warranty\*



Anti  
carbonation



Superior  
dust pick up  
resistance



Algae  
Resistance



Anti-algal With  
Encap Technology



Superior  
water  
repellency



Pu - Silicon  
Base



Low VOC

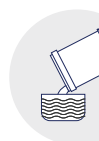


High  
Sheen

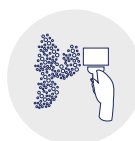


Heat Guard  
technology  
that keeps surface  
temperature  
up to 5°C cooler

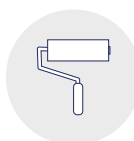
## APPLICATION



Thin paint with  
300 - 400 ml  
of clean water.



Dark shades may  
require additional  
coat for hiding.



Apply 2 to 3 coats with  
an interval of 4-6 Hrs  
by brush or roller.



Apply an extra coat  
on horizontal surfaces  
and parapet tops for  
better protection.

## RECOMMENDED USAGE

Recommended for exteriors of houses, architectural and commercial buildings where high standards of surface preparation is required.

## TECHNICAL DATA



**GLOSS LEVELS/ SHEEN LEVELS**  
12-20 @ 60° Head



**RECOATING**  
Min 4.00-6.00 Hrs ( at 27 +/- 2 Deg C &  
RH 60 +/- 5 %)



**THINNING**  
Self Priming - Thin 100 % by  
Volume with water  
Top coat - Thin 30 - 40 % by  
volume max with water.



**VOC IN g/L (as per IS101/2015)**  
< 50 g/L



**COVERAGE\***  
5.57 - 6.03 Sq.mtrs/lit/2 coat or  
60 - 65 Sq.ft/lit/2 coat when applied  
on normal masonry surface by brush.



**STABILITY OF  
THINNED-PAINT**  
Use within 24 h



**DRY FILM THICKNESS/COAT**  
25-30 - BY BRUSH,  
30-40 - BY ROLLER



**DRYING-TIME**  
Surface dry time 30 min



**RAIN PROTECTION**  
Water Repellency

\*Actual covering capacity may vary depending upon the method & condition of application, surface condition, temperature, wind velocity, application skills, surface roughness, surface porosity and shade

For warranty details, please visit [nerolac.com](http://nerolac.com).

## RECOMMENDED SYSTEM FOR APPLICATION

1. Nerolac Exterior Primer (1 coat)# Dry 4-6 h
2. Excel Everlast 14 (1st coat) Dry 4-6 h
3. Excel Everlast 14 (2nd coat) Dry 4-6 h

#Nerolac Exterior Primer, Excel Alkali Primer or self-priming of Emulsion of Excel Everlast 14 (100% thinning).

## SURFACE PREPARATION



The surface to be painted must be free from all the dust, grease, traces of paint flakes, algae & fungus.



Ensure thorough cleaning of the surface with stiff wire brush followed by water jetting cleaning.



All structural cracks must be open in 'V' shape and filled with crack filler. All the cracks below 10 mm should be filled using Nerolac Perma Crack Fill paste, cracks above 10 mm should be filled with mortar prepared using Nerolac Perma Waterproof Polymer. All leakage must stop before paint application.



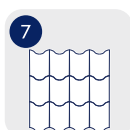
Fresh plaster must be allowed to cure properly (min 12 weeks).



In case of fungus affecting area apply liberal coat of Nerolac Perma Fungicidal Solution, Allow to react for 6 to 8 hours.



Priming should be done Nerolac Excel Alkali Primer Cum Sealer / Nerolac Exterior Primer. Self-priming by mixing with 100% clear water.



Application of Nerolac Air Drying Clear Sealer is recommended on highly absorbing surface like chalky surface, roof tiles.



On horizontal/parapets, top application of 3 coat is recommended.

\*14 year warranty on performance & film integrity when with Alkali, exterior, economy primer or any construction chemical primer is used as an base coat.

## POST APPLICATION INSTRUCTIONS

For the best performance of the paint, ensure proper washing and cleaning of all algae and fungus growth at regular interval of 6 months.



**SAFETY FEATURES**  
Non-Flammable



**SHADE RANGE**  
As per Colour Scapes fandeck, Nxtgen fandeck and shade card.



**SHELF LIFE**  
60 months from the date of manufacturing, when stored in the original tightly closed containers, away from direct sunlight and excessive heat



**PACK SIZE**  
1 ltr., 4 ltrs., 10 ltrs. & 20 ltrs.



**NO. OF SHADES POSSIBLE**  
More than 1600



**HEALTH & SAFETY PRECAUTIONS**  
Avoid inhalation, eye and skin contact. In case of contact, wash with water and seek medical attention. Do not pour the leftovers in the drain. Dispose off after natural drying.

## PRECAUTIONS

1. Stir well and strain before use. Tinted paints required thorough mixing immediately after tint addition. Do not use universal strainers.
2. For extremely rough surface including textures, application by brush is recommended to ensure all the grooves are covered well.
3. Do not apply when ambient temperature is less than 10°C or if the temperature might drop to this level within 4 hours of application.
4. For best performance, ensure the surface should be clean and dry. Ideal moisture % of wall should be below 12% & pH between 8-11.
5. Paint will not cover existing cracks. For crack filling refer surface preparation method.
6. For surfaces having heavy algal growth, proper cleaning followed by liberal coat of Nerolac Nero Wash is recommended.
7. Primer or one coat of topcoat should not be exposed to weather conditions. Ensure complete application before monsoon. Horizontal surface to be coated first and then vertical. This will help reduce the streak marks of algal growth, if any.
8. For effloresces, Excel Alkali Primer is recommended. This will help to resist shade fading and adhesion loss.
9. Thinned paint should be consumed within 24 hours of dilution. Accordingly, it is recommended to thin down only necessary amount of paint. Post 24 hours, thinned paint may be susceptible for microbial attack.
10. Do not over-thin/under thin or over-extend the brush.
11. Do not use chlorinated water for dilution, this may lead to defects like discoloration/shade fading, peeling or poor adhesion.
12. Store in well ambient condition and away from sources of ignition & fire. Keep away from children's.
13. Refer Product MSDS for safety.

## DISCLAIMER

The product information and application details given by the company has been provided in good faith and is meant to serve only as a general guideline during usage. The performance claims made are based on the tests carried out under controlled conditions and our past experience with the type of products, therefore actual performance will depend on local factors prevailing at that point of time. Users are advised to carry-out sample tests by taking trials to ensure the suitability of products for their requirement, prior to full-scale usage of our products. The Company is not liable for factors beyond its control such as application during adverse climatic conditions, use of improper application tools/techniques and surface preparation, any structural defects or the inferior quality of materials other than paints. The warranty/guarantee clauses shall accordingly be amended.