

NEROLAC EXCEL SHEEN



Nerolac Excel Sheen based on modify acrylic emulsion with silicon additive. This product has enhanced sheen, best in class Dust pick up resistance and Anti-algae performance. It resists diverse harsh weather conditions with no compromise on Sheen on wall.

PERFORMANCE FEATURES & BENEFITS



6 Years warranty*



Low VOC



Superior High Sheen finish



Superior Algae resistance



Anti carbonation

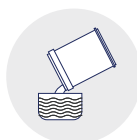


Up to 5° C Surface temp reduction

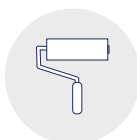


Dirt Pickup resistance

APPLICATION



Thin 1 Litre paint with 300-400 ml of clean water.



Apply 2 to 3 coats with an interval of 3-4 Hrs by brush or roller.



Apply an extra coat on horizontal surfaces and parapet tops for better protection.

RECOMMENDED USAGE

For Exterior Cementitious Surface, Architectural and commercial buildings where high standards of surface preparation is required.

TECHNICAL DATA



GLOSS
Rich Sheen
Gloss @ 60° Head 10-15 Units



RECOATING
Minimum 3-4 hrs@ 27±2°C & RH 60±5%



THINNING
Self Priming – Thin 100 % by Volume with water
Top coat – Thin 30 - 40 % by volume max with water



VOC IN g/L (as per IS101/2015)
< 50 g/ L



COVERAGE*
10.21-12.07 Sq. Mt/Liter/ coat



STABILITY OF THINNED-PAINT
Use within 24 h



DRY FILM THICKNESS/COAT
25-30 - BY BRUSH,
30-40 - BY ROLLER



DRYING-TIME
Surface Dry : 30 min



FLASH POINT
N / A

***Actual coverage may vary depending on method, condition of application, Type of Tools, Surface porosity & shades. Use of felt roller may reduced up to 50%).

For warranty details, please visit nerolac.com.

SURFACE PREPARATION



The surface to be painted must be free from all the dust, grease, traces of paint flakes, algae & fungus.



Ensure thorough cleaning of the surface with stiff wire brush followed by water jetting cleaning.



All structural cracks must be open in 'V' shape and filled with crack filler. All the cracks below 10 mm should be filled using Nerolac Perma Crack Fill paste, cracks above 10 mm should be filled with mortar prepared using Nerolac Perma Waterproof Polymer. All leakage must stop before paint application.



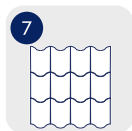
Fresh plaster must be allowed to cure properly (min 12 weeks).



In case of fungus affecting area apply liberal coat of Nerolac Perma Fungicidal Solution. Allow to react for 6 to 8 hours.



Priming should be done Nerolac Excel Alkali Primer Cum Sealer / Nerolac Exterior Primer. Self-priming by mixing with 100% clear water.



Application of Nerolac Air Drying Clear Sealer is recommended on highly absorbing surface like chalky surface, roof tiles.



On horizontal/parapets, top application of 3 coat is recommended.

4 year warranty on performance & film integrity when with Alkali, exterior, economy primer or any construction chemical primer is used as an base coat.

POST APPLICATION INSTRUCTIONS

For the best performance, ensure dry dust-cleaning at regular intervals. Allow a drying-time of 3 weeks for proper film-formation before doing any sponge cleaning with a mild soap-solution or mineral turpentine.



SAFETY FEATURES

Non-Flammable



SHELF LIFE

5 years from the date of manufacturing, when stored in the original tightly closed containers, away from direct sunlight and excessive heat.



PACK SIZE

1 ltr., 4 ltrs., 10 ltrs. & 20 ltrs.



HEALTH & SAFETY PRECAUTIONS

Avoid inhalation, eye and skin contact. In case of contact, wash with water and seek medical attention. Do not pour the leftovers in the drain. Dispose off after natural drying.

PRECAUTIONS

1. Stir well and strain before use. Tinted paints required thorough mixing immediately after tinter addition. Do not use universal strainers.
2. For extremely rough surface including textures, application by brush is recommended to ensure all the grooves are covered well.
3. Do not apply when ambient temperature is less than 10°C or if the temperature might drop to this level within 4 hours of application.
4. For best performance, ensure the surface should be clean and dry. Ideal moisture % of wall should be below 12% & pH between 8-11.
5. Paint will not cover existing cracks. For crack filling refer surface preparation method.
6. For surfaces having heavy algal growth, proper cleaning followed by liberal coat of Nerolac Nero Wash is recommended.
7. Primer or one coat of topcoat should not be exposed to weather conditions. Ensure complete application before monsoon. Horizontal surface to be coated first and then vertical. This will help reduce the streak marks of algal growth, if any.
8. For effloresces, Excel Alkali Primer is recommended. This will help to resist shade fading and adhesion loss.
9. Thinned paint should be consumed within 24 hours of dilution. Accordingly, it is recommended to thin down only necessary amount of paint. Post 24 hours, thinned paint may be susceptible for microbial attack.
10. Do not over-thin/under thin or over-extend the brush.
11. Do not use chlorinated water for dilution, this may lead to defects like discoloration/shade fading, peeling or poor adhesion.
12. Store in well ambient condition and away from sources of ignition & fire. Keep away from children's.
13. If cement putty is applied on exterior surfaces, it is recommended to use Excel alkali prime as primer to strengthen the surface and avoid paint failure.
14. Refer Product MSDS for safety.

DISCLAIMER

The product information and application details given by the company has been provided in good faith and is meant to serve only as a general guideline during usage. The performance claims made are based on the tests carried out under controlled conditions and our past experience with the type of products, therefore actual performance will depend on local factors prevailing at that point of time. Users are advised to carry-out sample tests by taking trials to ensure the suitability of products for their requirement, prior to full-scale usage of our products. The Company is not liable for factors beyond its control such as application during adverse climatic conditions, use of improper application tools/techniques and surface preparation, any structural defects or the inferior quality of materials other than paints. The warranty/guarantee clauses shall accordingly be amended.